




CMG GardenNotes #133

Plant Structures: Stems

Outline: Functions, page 1
Structure, page 2
 Internal features, page 2
 Monocot or Dicot, page 2
 External features, page 3
Types of stems, page 5
Modified stems, page 6



Questions:

ance behind the questions.)

s have been severely drought stressed for the past few years. Why / still showing stress when we had good moisture this year?

e winter, rabbits girdled my tree all the way around down to the wood. hbor said it would die, but it leafed out nicely. Will it be OK?

d several new trees over the past few years. How can I evaluate how they are growing? How can I tell if roots are established so I can begin structural pruning?

Stems are the part of a plant that bear leaves and flowers, and they are the continuation of the vascular system pipeline that starts in the roots.

Functions

- Framework for leaves, flowers and seeds
- Continuation of vascular system carrying water and minerals from the soil, and sugars manufactured in leaves throughout the plant.
- Green stems also manufacture food.
- Food storage
- Horticultural uses
 - o Aesthetic (winter interest in the landscape, appealing bark, etc.)
 - o Feed and food
 - o Fuel
 - o Plant identification
 - o Propagation (cuttings and layering)
 - o Wildlife habitat
 - o Wood industry and construction

Common Types of Stems

Woody Plants

Shoot – First year growth on a woody or herbaceous plant.

Twig – Woody stem less than one year old.

Branch – Woody stem more than one year old.

Trunk – Main support stem(s) of woody plants.

Water sprouts – Juvenile adventitious shoots arising on a branch. Generally very rapid, upright-growth, and poorly attached to the main limb.

Suckers – Juvenile adventitious shoots arising from the roots, generally rapid, upright-growing.

Canes – Stems with relatively large pith and usually living for only one to two years (roses, grapes, blackberries, and raspberries).

Structure

Internal Features

Apical meristem – Tissues at the tip of a stem capable of cell division, gives rise to stem elongation.

Epidermis – Outer layer of wax-coated cells that provides protection and covering

Cortex – Primary tissues of a stem externally bound by the epidermis and internally by the phloem.

Vascular bundle

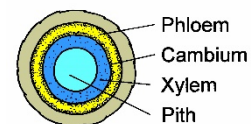
Phloem tissues (inner bark) – distribute sugars (products of photosynthesis) throughout the plant. It is important to understand what happens when the phloem is blocked, as when a tree is girdled with a tie or rope. The stem often enlarges just above the blockage due to the sugars moving down from the leaves for distribution throughout the plant. Tissues below the blockage slowly starve. Roots die back, eventually leading to death of the plant.

Cambium tissues are the single-celled layer of meristematic (dividing) tissues that continually divides to form phloem tissues toward the outside and xylem tissues toward the inside. Cell division of the cambium tissues adds width to the stem.

Xylem tissues – Distribute water and minerals from the roots up through the plant. Xylem provides the structural support in plants, becoming the “woody” tissue.

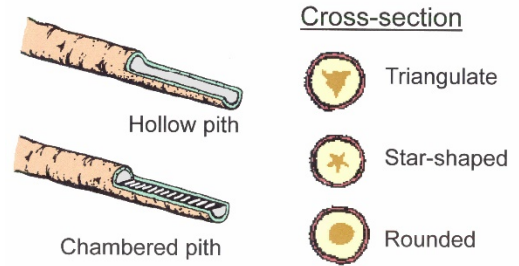
Pith – Center of dicot plant stems. In some plants the pith breaks down forming a hollow stem. In older woody plants, the pith is filled with rigid xylem wood fiber.

Figure 1. Cross section of stem



Woody dicot stems are used in tree and shrub identification. Features to look at include the cross section shape of the pith (rounded, star, or triangular) and whether the pith is solid, hollow, or chambered.

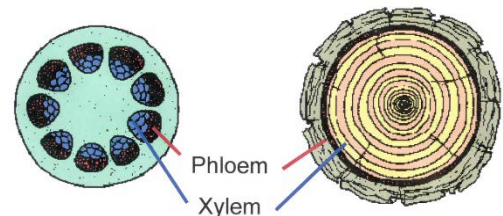
Figure 2. Stem pith is used in plant identification. It may be solid, hollow or chambered. In a cross section, the pith may be rounded, triangular or star shaped.



Tree Rings

In woody dicot plants, the rings grow to make a complete ring around the stem. Xylem growth makes the “annual rings” used to tell a tree’s age. In woody dicot plants, water and mineral movement occurs in the more recent years of xylem rings. Drought reduces the size of the annual rings (size of xylem tubes) and thus the potential for water and nutrient movement. Multi-year droughts, with their corresponding reduction in xylem size, have long-term impacts on plant growth potential. [Figure 3]

Figure 3. Cross section of herbaceous (left) and woody dicot stems



External Features

Bud – A stem's primary growing point. Buds can be either leaf buds (vegetative) or flower buds (reproductive). These buds can be very similar in appearance, but flower buds tend to be plumper than leaf buds.

Terminal bud – Bud at the tip of a stem. In many plants, auxin (a plant hormone) released from the terminal bud suppresses development of lateral buds, thereby focusing the growth of the plant upward rather than outward. If the terminal bud is removed during pruning (or natural events) the lateral buds will develop and the stem becomes bushy. [Figure 5]

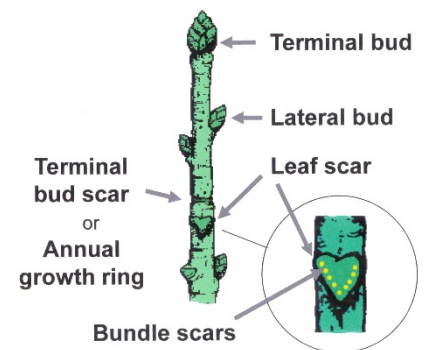


Figure 5. External features of a stem

Lateral buds grow from the leaf axils on the side of a stem.

Leaf scar – Mark left on stem where leaf was attached. Often used in woody plant identification.

Bundle scar – Marks left in the leaf scar from the vascular tissue attachment. Used in woody plant identification.

Lenticel – Pores that allow for gas exchange

Terminal bud scale scars or **annual growth rings** – Marks left on stem from the terminal bud scales in previous years. Terminal bud scale scars are an external measure of annual growth. Therefore, they are important in assessing plant vigor. [Figure 6]

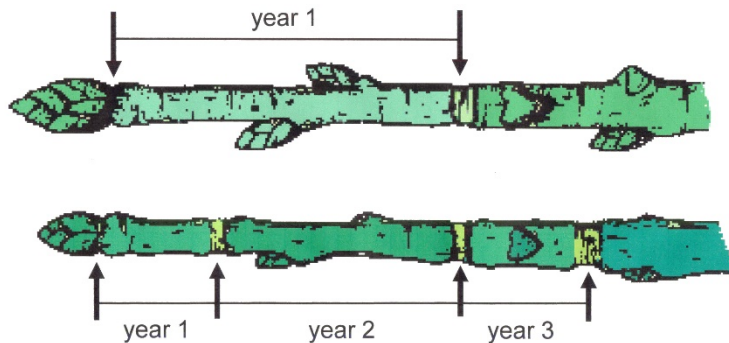


Figure 6. Terminal bud scars or annual growth rings

Node – Segment of stem where leaves and lateral buds are attached. [Figure 7]

Note: Roots do not have nodes.

Internode – Section of a stem between two nodes

Bark – Protective outer tissue that develops with age. Used in woody plant identification.

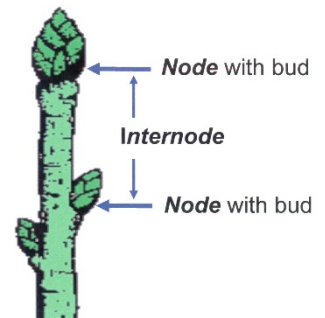


Figure 7. Node and internode

Bud type – The type of bud is also used in plant identification. Figure 8 illustrates bud types used in the *Manual of Woody Landscape Plants*. [Figure 8]

All the features previously described can tell a great deal about a plant pertinent to its identification and health. These are common terms that frequently appear in literature.

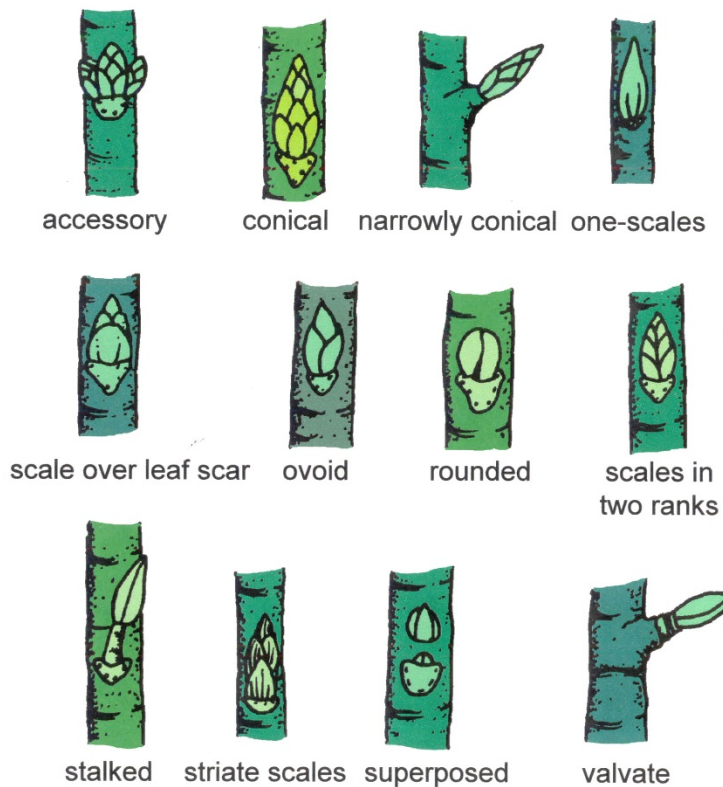


Figure 8. Bud types

Modified Stems

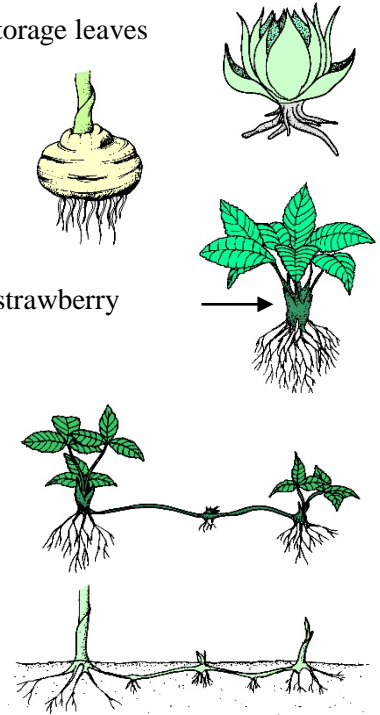
Bulb – Thickened, underground stem with fleshy storage leaves attached at base (tulips, lilies, onions).

Corm – Short, thickened, underground stem with reduced scaly leaves (gladiolus).

Crown – Compressed stem having leaves and flowers growing above and roots beneath (strawberry plant, dandelion, African violet).

Stolon (or runner) – Horizontal, above-ground stems often forming roots and/or plantlets at their tips or nodes (strawberry runners, spider plants).

Rhizome – Horizontal, underground stem, typically forms roots and plantlets at tips or nodes (iris, bentgrass, cannas).




Spur – Very compressed, fruiting twig found on some apples, pears, cherries and ginkgo.

Twining stems – Modified stems used for climbing. Some twist clockwise (hops, honeysuckle); others twist counter-clockwise (pole beans, Dutchman's pipe).

Tuber – Enlarged rhizome containing stored food. (Irish potato; the eyes of the potato are modified buds.)

Tuberous stem – Short, flattened, modified storage stem (tuberous begonias, dahlias). Unlike tubers, which have buds scattered all over, tuberous stems only have leaf buds on the "up" end.



Authors: David Whiting, Consumer Horticulture Specialist (retired), Colorado State University Extension; with Michael Roll and Larry Vickerman (former CSU Extension employees). Line drawings by Scott Johnson and David Whiting. Revised by Patti O'Neal, Roberta Tolan and Mary Small, CSU Extension.

- Colorado Master Gardener *GardenNotes* are available online at www.cmg.colostate.edu.
- Colorado State University, U.S. Department of Agriculture and Colorado counties cooperating.
- Extension programs are available to all without discrimination.
- No endorsement of products mentioned is intended nor is criticism implied of products not mentioned.
- Copyright 2003-2018. Colorado State University Extension. All Rights Reserved. *CMG GardenNotes* may be reproduced, without change or additions, for nonprofit educational use.

Revised June 2016